

MEASUREMENTS NEEDED TO PLACE ORDER



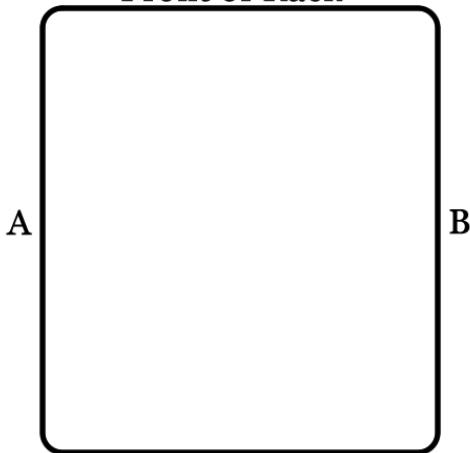
Each Hay-Easy™ tarp is custom made to the measurements provided during ordering
We are not responsible for any incorrect measurements given.

► **Round UP to the nearest whole inch.** ◀

1.) **RACK WIDTH:** _____ inches

Measure the rack from the outside rail to the outside rail on the other side. (A to B)

Front of Rack




Back of Rack

2.) **RACK LENGTH:** _____ inches

Measure the rack from the front rail to the back rail. (1 to 2)

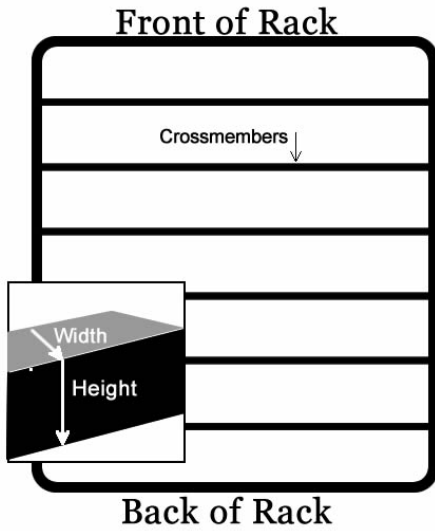
Front of Rack 1



Back of Rack 2


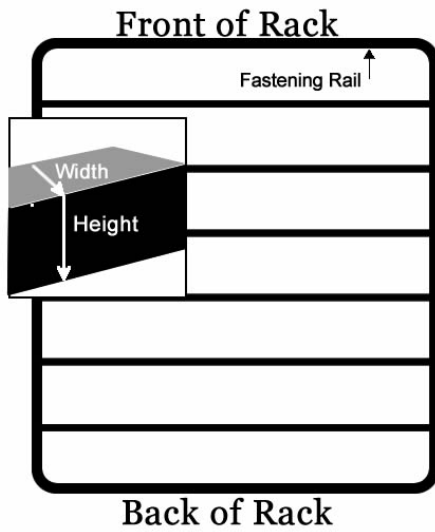
3.) **CROSSMEMBER WIDTH:** _____ inches, **HEIGHT:** _____ inches

The floor of the hay rack has cross-member bars across it.



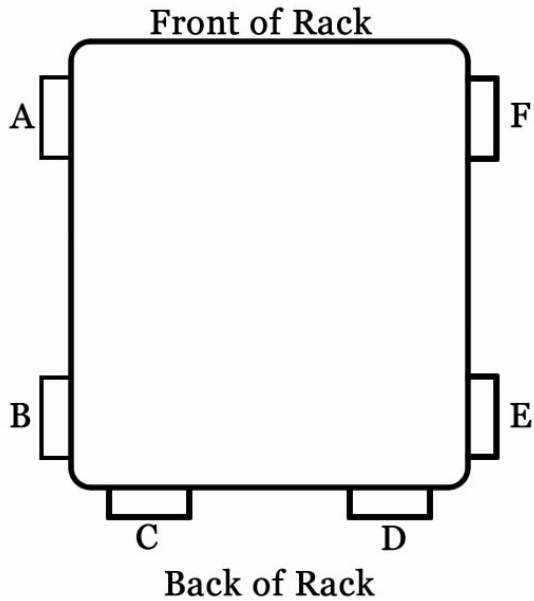
4.) **FASTENING RAIL WIDTH:** _____ inches, **HEIGHT:** _____ inches

This is the last rail of the back of the rack that the Hay-Easy™ hooks will latch onto.



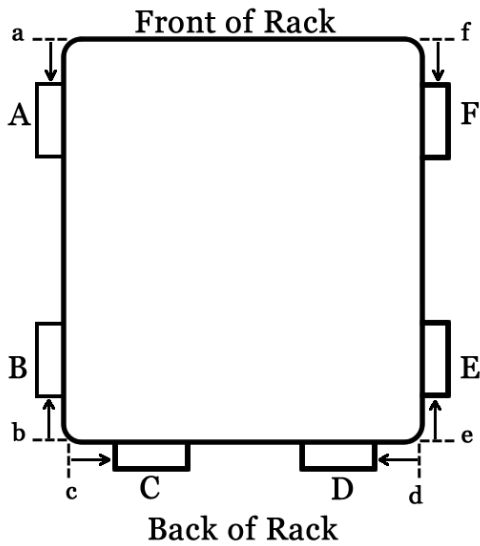
5.) LADDER LOCATION: _____

Select the letter that represents the location of the ladder.



6.) NEAREST EDGE OF HAY RACK TO LADDER: _____ inches

Measure from rack corner to outside leg of ladder (A-a, B-b, C-c, D-d, E-e, F-f)



Online Orders: www.Hay-Easy.com / Phone Orders: (406) 363-4846